

<b>AMENDMENT OF SOLICITATION/MODIFICATION OF CONTRACT</b>				1. CONTRACT ID CODE <b>J</b>	PAGE OF PAGES <b>1   6</b>
2. AMENDMENT/MODIFICATION NO. <b>0003</b>		3. EFFECTIVE DATE <b>16-Aug-2010</b>	4. REQUISITION/PURCHASE REQ. NO.		5. PROJECT NO. (If applicable)
6. ISSUED BY NAVFAC MID ATLANTIC PWD OCEANA FACILITIES ENGINEERING & ACQ DIV 963 HORNET DR SUITE 213 VIRGINIA BEACH VA 23460-2190		CODE <b>N40085</b>	7. ADMINISTERED BY (If other than item 6)  <b>See Item 6</b>		
8. NAME AND ADDRESS OF CONTRACTOR (No., Street, County, State and Zip Code)				X	9A. AMENDMENT OF SOLICITATION NO. <b>N40085-10-B-0026</b>
				X	9B. DATED (SEE ITEM 11) <b>13-Jul-2010</b>
					10A. MOD. OF CONTRACT/ORDER NO.
					10B. DATED (SEE ITEM 13)
CODE		FACILITY CODE			
<b>11. THIS ITEM ONLY APPLIES TO AMENDMENTS OF SOLICITATIONS</b>					
<input checked="" type="checkbox"/> The above numbered solicitation is amended as set forth in Item 14. The hour and date specified for receipt of Offer <input type="checkbox"/> is extended, <input type="checkbox"/> is not extended. Offer must acknowledge receipt of this amendment prior to the hour and date specified in the solicitation or as amended by one of the following methods: (a) By completing Items 8 and 15, and returning <u>1</u> copies of the amendment; (b) By acknowledging receipt of this amendment on each copy of the offer submitted; or (c) By separate letter or telegram which includes a reference to the solicitation and amendment numbers. FAILURE OF YOUR ACKNOWLEDGMENT TO BE RECEIVED AT THE PLACE DESIGNATED FOR THE RECEIPT OF OFFERS PRIOR TO THE HOUR AND DATE SPECIFIED MAY RESULT IN REJECTION OF YOUR OFFER. If by virtue of this amendment you desire to change an offer already submitted, such change may be made by telegram or letter, provided each telegram or letter makes reference to the solicitation and this amendment, and is received prior to the opening hour and date specified.					
12. ACCOUNTING AND APPROPRIATION DATA (If required)					
<b>13. THIS ITEM APPLIES ONLY TO MODIFICATIONS OF CONTRACTS/ORDERS. IT MODIFIES THE CONTRACT/ORDER NO. AS DESCRIBED IN ITEM 14.</b>					
A. THIS CHANGE ORDER IS ISSUED PURSUANT TO: (Specify authority) THE CHANGES SET FORTH IN ITEM 14 ARE MADE IN THE CONTRACT ORDER NO. IN ITEM 10A.					
B. THE ABOVE NUMBERED CONTRACT/ORDER IS MODIFIED TO REFLECT THE ADMINISTRATIVE CHANGES (such as changes in paying office, appropriation date, etc.) SET FORTH IN ITEM 14, PURSUANT TO THE AUTHORITY OF FAR 43.103(B).					
C. THIS SUPPLEMENTAL AGREEMENT IS ENTERED INTO PURSUANT TO AUTHORITY OF:					
D. OTHER (Specify type of modification and authority)					
E. IMPORTANT: Contractor <input type="checkbox"/> is not, <input checked="" type="checkbox"/> is required to sign this document and return <u>1</u> copies to the issuing office.					
14. DESCRIPTION OF AMENDMENT/MODIFICATION (Organized by UCF section headings, including solicitation/contract subject matter where feasible.)  Design/Bid/Build services w hole center repairs for the Naval Operation Service Center (NOSC) located in Roanoke, Virginia.  The purpose of this amendment is to provide responses to project related bid inquires.  All other terms and conditions remain unchanged.					
Except as provided herein, all terms and conditions of the document referenced in Item 9A or 10A, as heretofore changed, remains unchanged and in full force and effect.					
15A. NAME AND TITLE OF SIGNER (Type or print)			16A. NAME AND TITLE OF CONTRACTING OFFICER (Type or print)		
			TEL:	EMAIL:	
15B. CONTRACTOR/OFFEROR		15C. DATE SIGNED	16B. UNITED STATES OF AMERICA		16C. DATE SIGNED
(Signature of person authorized to sign)			BY _____		16-Aug-2010
			(Signature of Contracting Officer)		

SECTION SF 30 BLOCK 14 CONTINUATION PAGE

**SUMMARY OF CHANGES**

SECTION SF 30 - BLOCK 14 CONTINUATION PAGE

The following have been added by full text:

**Bid Inquiry #1**

**TITLE:** Design/Bid/Build services whole center repairs for the Naval Operation Service Center (NOSC) located in Roanoke, Virginia.

**Question 1**

Architectural Finish schedule sheet A 602 for rooms 116 E, 129, 130 calls out for walk off mats but none are shown on the floor plan sheet A 101 B. Please advise.

**Response 1**

On Sheet A-101B: Room 116E – Locate walk off mat, WM-1, at Door 133A, add Note 20.

Room 130 – Locate walk off mat, WM-1, at door 130C, add Note 20.

On Sheet A-602: Room 129 – Delete Note 5.

**Question 2**

RFP under General requirements description of work indicates to replace the roof on the Reserve Center but there are no roof plans or a specification indicating what is to be priced.

**Response 2**

NECO website Detail Description and General Description of RFP should be replaced with: “The work includes the following and incidental related work: Renovate and provide construction for the NOSC Roanoke and Vehicle Maintenance Buildings. Also provide new construction for Gatehouse Building at the entrance of the facility.

Work includes, but not limited to, the following:

**ADMINISTRATION BUILDING**

a. Provide water service and sprinkler system for the entire facility.

- b. Replace the HVAC system in the building, with the exception of the recently renovated Marine Corps areas.
- c. Replace ceilings, flooring and lighting throughout the building, where necessary, with the exception of the recently renovated Marine Corps areas.
- d. Prep and paint all interior walls and refinish the interior doors, with the exception of the recently renovated Marine Corps areas.
- e. Renovate the Men's toilet and shower rooms (141 and 142).
- f. Replace all interior doors, as necessary.
- g. Remove all lead or asbestos from the facility.
- h. Replace the existing chilled water system

#### VEHICLE MAINTENANCE FACILITY

- a. Replace the HVAC systems in the building.
- b. Provide new flooring, prep and paint the interior walls and replace the interior doors.
- c. Replace the exterior doors, as necessary (two exterior roll-up doors and the north personnel door).
- d. Remove all lead or asbestos from the facility.

#### GATEHOUSE

- a. Provide new Gatehouse at the entrance of the facility, including power, lighting and HVAC.
- b. Add new security camera, punch keypad and card swipe at Gatehouse entry.
- c. Utilize existing electrical ground loop for exit out of facility at Gatehouse.”

#### Question 3

Wage determination: General Decision VA 100015 dated 6/25/10 -Building included with solicitation is for the counties of Chesapeake, Norfolk, Portsmouth, Suffolk, and Virginia Beach.

#### Response 3

See Amendment 0001

#### Question 4

RFP under General requirements description of work indicates to mill, overlay, and line stripe the existing parking lot but there is nothing shown on sheets CD-1 01, CI-1 0 I indicating the scope of work. Please advise.

#### Response 4

There is no pavement milling/overlay included in this project.

Question 5

option 3 gate house drawing C-50 1 shows the gate entry detail with two bollards and striping. Is the intent that the entry gate is a raised island or is it simply striping over the new asphalt.

## Response 5

The entrance island is not raised, it is only striped.

Question 6

Please advise if photographs of the existing facility will be made available to all bidders for review or will another visit be allowed in order to photograph the renovation areas? (We were prohibited from taking photographs at the scheduled site visit.)

## Response 6

Photographs and visits to the Facility will have to be coordinated with the CDR McFadden. Visits will also have to be granted by the Contract Specialist as there may be contractual obligations to all potential bidders.

**Bid Inquiry # 2**

TITLE: Design/Bid/Build services whole center repairs for the Naval Operation Service Center (NOSC) located in Roanoke, Virginia.

Question 1

Sheet ES-102 / Is the electrical contractor responsible for relocating the steel post keypad and if so where is it presently located?

## Response 1

The keypad is currently located at the gate on a pipe stand, and the keypad is to be relocated to a new 6X6 steel post per note.

Question 2

Please provide make of existing Fire Alarm System or contact for maintenance company.

Response 2

The fire alarm control panel (FACP) is an EST model MS-9600LS and the Ancillary Control Unit (ACU) is an ACC-25/50 Audio Command Center.

### Question 3

The 12" x 12" Vitrestone Select Series (CT-1) is discontinued and no longer available and Daltile does not have a suitable substitute. Please provide an acceptable substitute..

Response 3

CT-1: Revise Daltile Vitrestone Select with Crossville Tile Series – Cross Colors Mingle in Color – Brown Tweed A750, size 12" x 12". Revise Finish Legend on Sheet A-602 accordingly.

### Question 4

On Sheet IN-101 Detail 4 indicates the floor pattern for Corridors 116A & 1168. At the entry into the Men's Locker 139 & Women's Locker 139A what tile is to be used as this area is not indicated on the Detail

Response 4

Use VCT-1 at the corridor entry to the Men's Locker 139 & Women's Locker 139A.  
See Attachment B – Bid Inquiry 2\_Question 4.

### Question 5

Specification Section 09 30 00 paragraph 2.2 indicates the requirements for a ceramic tile setting bed. Paragraphs 3.3 & 3.4 reference TCA handbook sections that are for thin set applications. Which method of installation is required?

Response 5

Delete paragraphs 2.2, SETTING BED, as Project is thought to be a thin-set tile application. Reference paragraphs 2.4, 3.3 & 3.4 (TCA Handbook) for requirements of thin-set tile installation which are still valid.

### Question 6

Sheet A-401 General Note #2 indicates that the shower stall walls in Room 142 are to have full height CT-2. The Finish Schedule on Sheet A-603 Sheet Keynote #4 indicates that the shower stall floors are CT-2, interior walls CT-4 and shower stall base to be CTB-2. Please verify the types of tiles in the shower stalls.

#### Response 6

Shower stall walls shall have CT-2. Revise Sheet Keynote #4 on Sheet A-603 to delete CT-4 and add CT-2 at shower stall walls.

#### Question 7

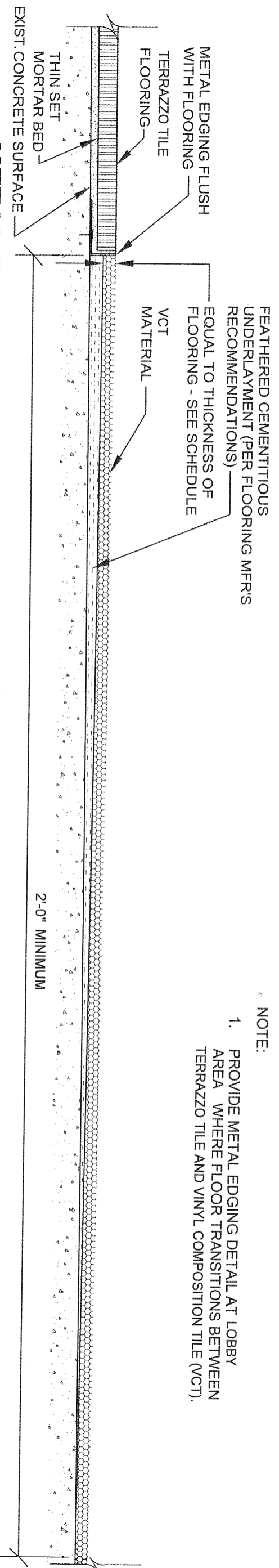
Please provide a detail for the metal threshold transition similar to the location indicated on Detail 1 on Sheet IN-101 for the transition between VCT and terrazzo tiles

#### Response 7

See Attachment A-Bid Inquiry 2\_Question 7.

(End of Summary of Changes)

Project WHOLE CENTER REPAIRS FOR NOSC, ROANOKE, VA Project No. 60101168  
 Title ATTACHMENT FOR BID INQUIRY #2, QUESTION 7 Phase \_\_\_\_\_  
METAL THRESHOLD LOCATION, DET 1/IN-101 Date AUGUST 8, 2010  
 Des By KLB Dept ARCH Rev Date \_\_\_\_\_  
 Ckd By GHR Sketch ATTACHMENT A Sheet No. 1 Of 1



NOTE:

1. PROVIDE METAL EDGING DETAIL AT LOBBY AREA WHERE FLOOR TRANSITIONS BETWEEN TERRAZZO TILE AND VINYL COMPOSITION TILE (VCT).

**METAL EDGING DETAIL AT LOBBY 100, CORRIDOR 116C AND 116D**

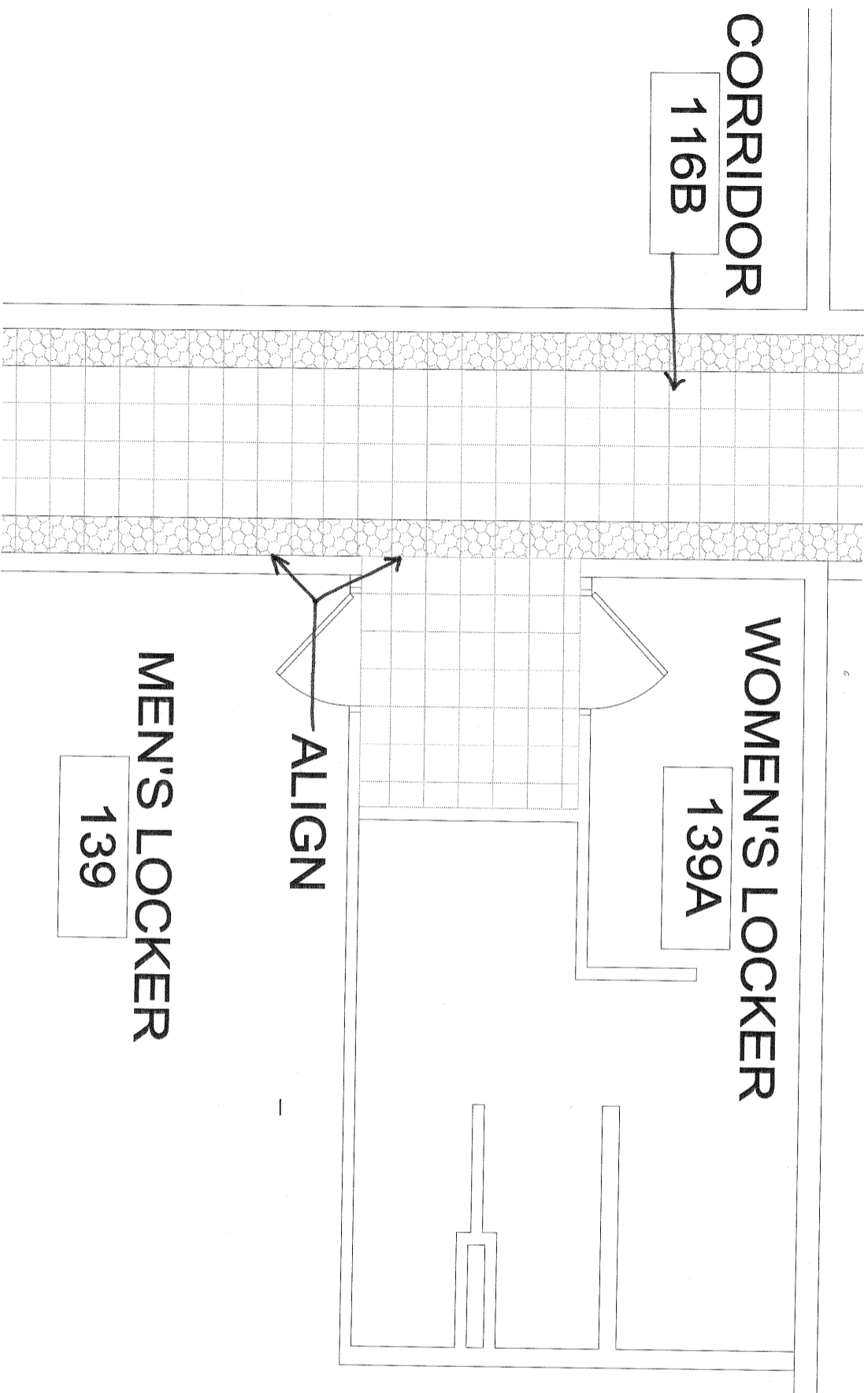
SCALE: 6" = 1'-0"  
 IN-101 SK- ATTACHMENT A



SCALE: 6"=1'-0"

**GRAPHIC SCALES**

Project WHOLE CENTER REPAIRS FOR NOSC, ROANOKE, VA Project No. 60101168  
Title ATTACHMENT B FOR BID INQUIRY #2, QUESTION 4 Phase \_\_\_\_\_  
FLOOR PATTERN AT 116B, SHEET IN-101 Date 08/11/2010  
Des By KLB Dept ARCH Rev Date \_\_\_\_\_  
CKd By GHR Sketch SK-ATTACHMENT B Sheet No. 1 Of 1



CORRIDOR

116B

WOMEN'S LOCKER


139A

ALIGN

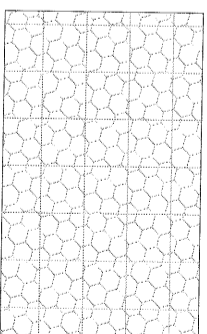
MEN'S LOCKER

139

FLOOR PATTERN LEGEND



VCT-1



VCT-2

FLOOR PATTERN AT

CORRIDOR 116B, ENTRY TO WOMEN'S LOCKER 139A AND MEN'S LOCKER 139

SCALE: 1/4" = 1'-0"  
IN-101 SK-ATTACHMENT B



GRAPHIC SCALES